

Russian Domain Space 2020: Outcomes and Development Prospects



2020 results in figures

5 million domain names in .RU

700 000 domain names in .РФ

6 million domain names in Russia

150 million domain names in .COM

366 million domain names in the world


159 million domain names in ccTLDs

307 ccTLDs delegated (including IDNs)

32 million domain names in new gTLDs

1,170 new gTLDs delegated


372 registrars in new gTLDs



Contents

- 3** Domain space during the pandemic
- 9** Domain space global development trends
- 15** .RU, .РФ and Russian internet development
- 19** Russian domain registrars
- 23** .РФ is 10 years old





Andrei Vorobyov
Director of Coordination Center
for TLD .RU/.РФ

Friends,

Last year brought its fair share of surprises. It may be a cliché at this point, but the world, including the domain industry, will never be the same. The COVID-19 pandemic forced us to make serious adjustments to our domain space development plans and event program. In-person meetings became impossible, and the internet underwent wonderful changes.

That is why the new edition of our report, Russian Domain Space 2020: Outcomes and Development Prospects, opens with a section titled The Domain Space During the Pandemic, which reviews the previous year in Russia and other countries in terms of ccTLDs, new domains and IDNs.

In 2020, Russian country-code top-level domains demonstrated their stability. Thus, .RU remains the fifth largest ccTLD in the world. Over 1.5 million new domain names have been registered in .RU since the beginning of this year, the daily


average being about 4,250 domain names. On the whole, this ccTLD has shown a small growth of 0.3 percent.

As for .РФ, which marked its 10th anniversary in 2020, it is still among Europe's top 20 domains. We had to celebrate the anniversary almost entirely online due to the pandemic and we will tell you in a special section how it went. (Spoiler alert: Not bad at all!)

Many events were held online in 2020. Because of this, we managed to launch several useful resources, including on security (Доменный Патруль.рф), Universal Acceptance (Поддерживаю.рф), the anniversary of the domain .РФ (10.кц.рф), and domain assessment on the secondary market (app.cctld.ru).

In addition to this report, there is always plenty of useful information on our website, cctld.ru.

Regards,
Andrey Vorobyev



Domain space during the pandemic



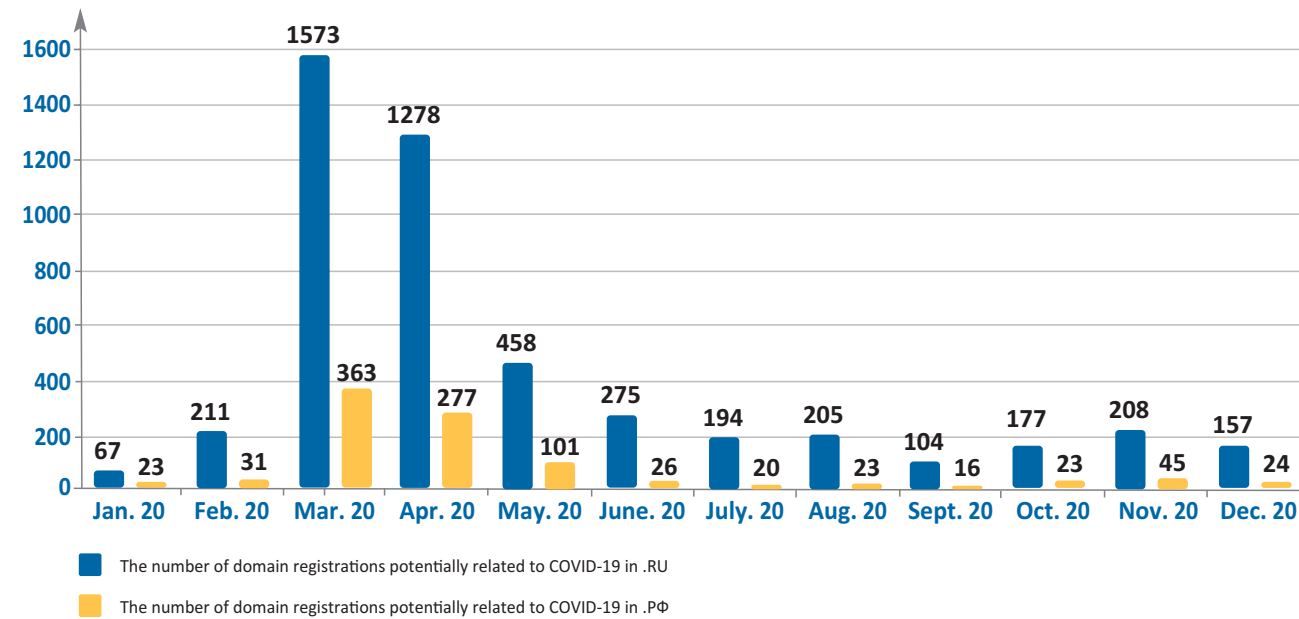


2020 was a serious trial for the entire world, and domain space was no exception. Issues of cybersecurity (as well as security offline) became the focus of attention almost immediately. In March 2020, the Coordination Center for TLD .RU/.PF started its constant monitoring of second-level domain registrations in .RU and .PF directly or indirectly related to the global pandemic or with measures to contain the spread of the virus in Russia. As of the end of December 2020, 5,891 such domain names were registered in the Russian ccTLDs, including 4,907 in .RU and 984 in .PF. Information about domain names containing a certain set of keywords is transferred to the competent

organizations authorized by the Coordination Center for a detailed investigation.

In the middle of March 2020, monitoring of coronavirus-related registrations in .RU and .PF was promptly organized. "Historical data" were acquired over January and February 2020, when the threat became evident, but no one yet believed there was a pandemic. Domain investors and cybercriminals did not believe there was a pandemic either: the first significant increase in the number of registrations took place in early March and peaked on March 17.

Registrations of COVID-19-related domains in .RU and .PF



Sources: Coordination Center for TLD .RU/.PF, TLD registries

The largest number of coronavirus-related registrations was recorded last March and April: 1,936 and 1,555 domains, respectively. Users were least interested in such domains in January and September 2020: back then, 90 and 120 coronavirus-related domains respectively were

added to the Russian domain zones. During the year 4,907 domain names in .RU and 984 in .PF were added to the list of coronavirus-related registration. By the end of 2020, there were in total 5,891 coronavirus-related domains in Russian domain zones.

	.RU	.PF	Total
January	67	23	90
February	211	31	242
March	1573	363	1936
April	1278	277	1555
May	458	101	559
June	275	26	301
July	194	20	214
August	205	23	228
September	104	16	120
October	177	35	212
November	208	45	253
December	157	24	181

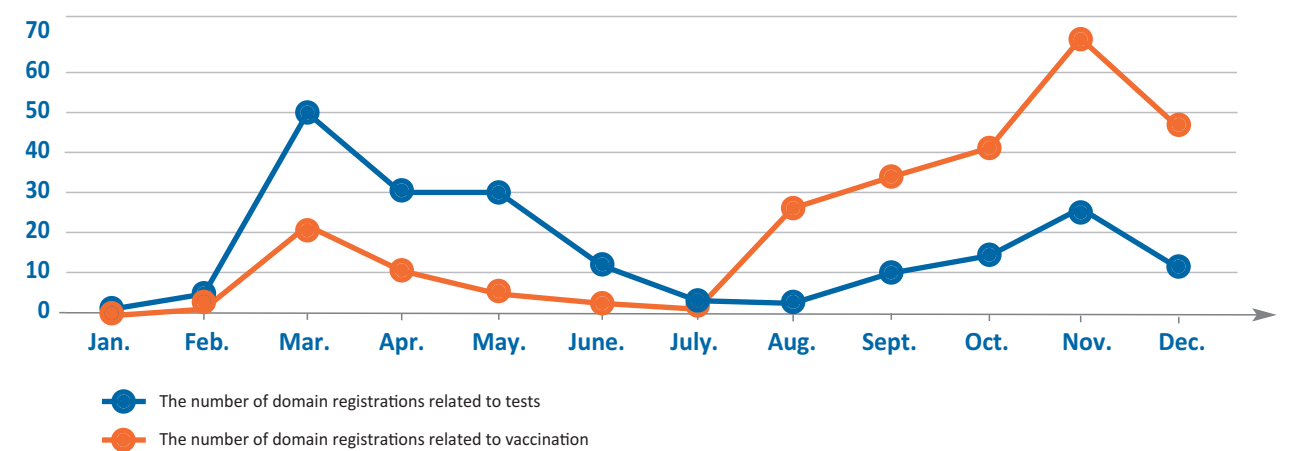
The choice of key words for monitoring was quite difficult. Of course, there were unambiguous key words, but each new stage (for example, the introduction of access control or child payments) brought new words to the list. At the same time, the approach to monitoring was very balanced.

differ. In mid-May, it was announced that payments would be made to families with children, and this was reflected in the monitoring. In this case, the interest was brief, but even one or two phishing websites could significantly harm quite a vulnerable layer of users.

Any important event in Russia or the world provokes a response in the domain space, although its magnitude may

The figure below shows the dynamics of .RU domain name registrations related to testing and vaccination.

Registrations of coronavirus-related domains (tests and vaccination)

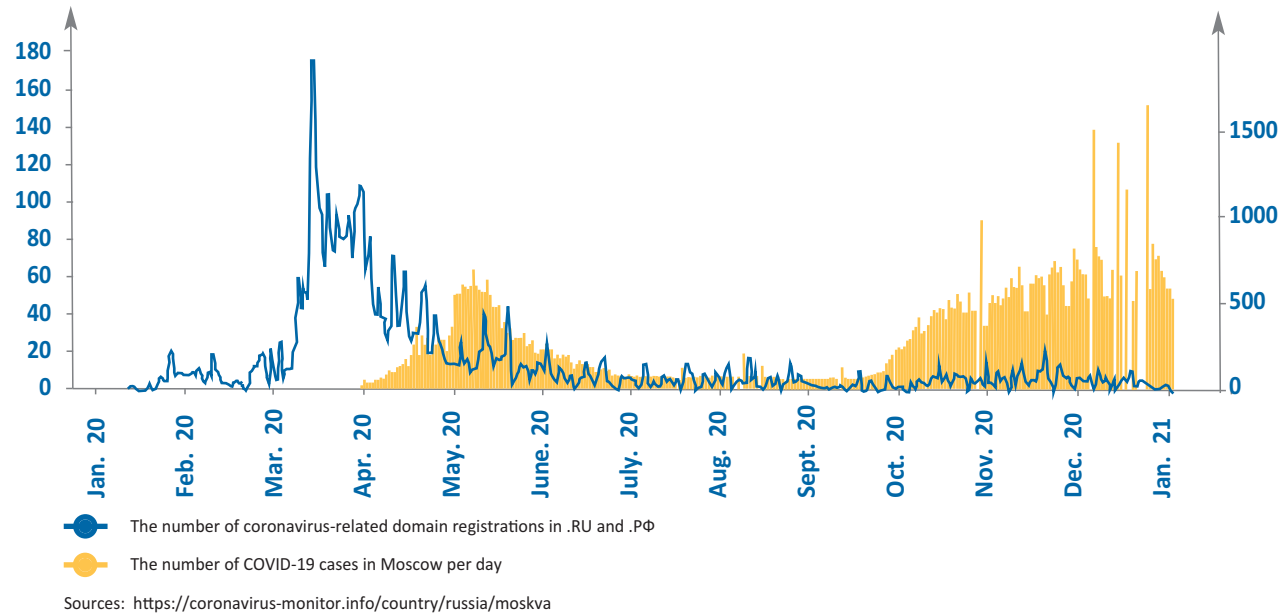


Sources: Coordination Center for TLD .RU/.PF, TLD registries

It was also indicative to compare the incidence rate and the rate of domain registrations: especially interesting patterns emerged during the first spring wave. The time lag between the spikes in the number of registrations and the increase in

incidence was about two weeks, which is suspiciously similar to the incubation period. The hive mind was already aware of the threats, while the body reacted with a delay. During the second wave, there was no longer such an effect.

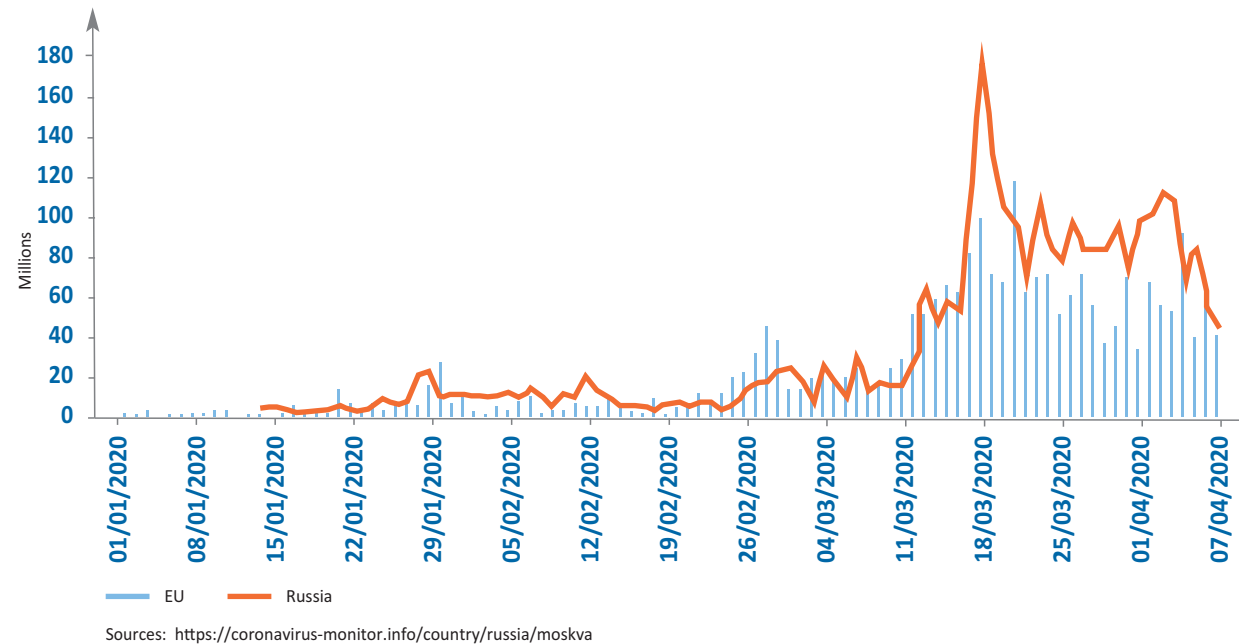
COVID-19 incidence rate and registrations of coronavirus-related domains



There is no reason to think that all domain names with key words have some negative connotation. They include informative websites and legal online shops among other

things. For example, the well-known official website covid19.ru also contains several key words.

Registrations of coronavirus-related domains in the EU and Russia

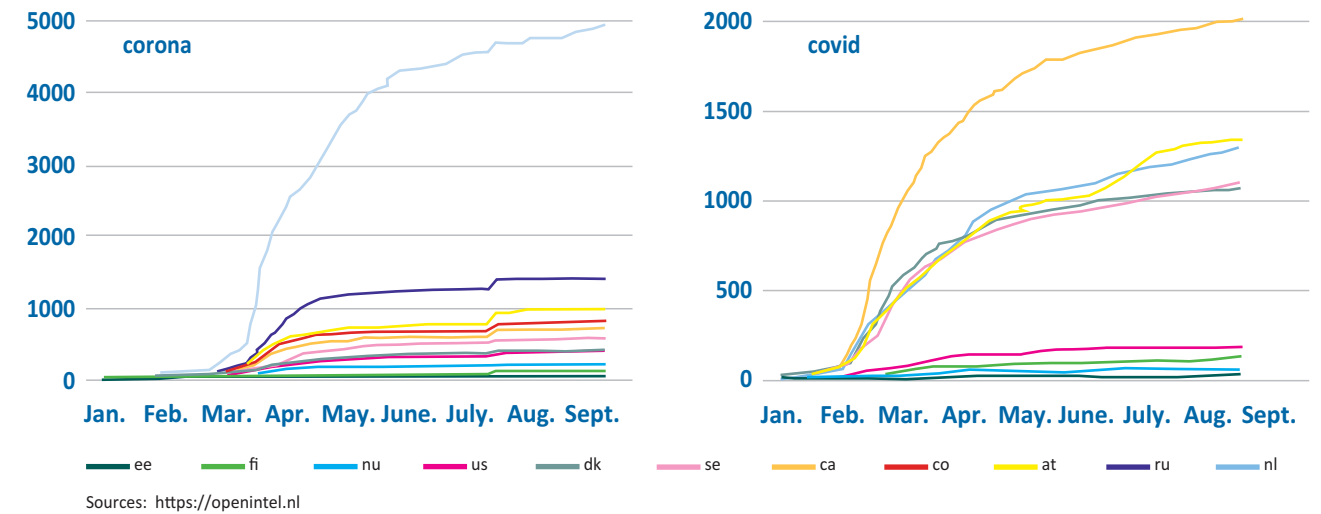


In this context, it is noteworthy to compare the speed of coronavirus-related domain registrations in Europe and Russia: similar behavior patterns can be seen. Perhaps it is not entirely correct to compare what happened in absolute terms, since European users registered similar names in the domains of their countries, too, but the general trend in Russia and in Europe was very similar:

denial - excitement - plateau - decline.

Another clear example: Dataprovider carried out research on the registration of domains with the words corona and remote (a reference to remote work) all over the world. Global registrations also peaked in mid-March.

The number of domain registrations with masks “corona” and “covid” in various ccTLDs



Of course, the Coordination Center did not stand aside from the problems that arose in the domain space due to the COVID-19 pandemic. From the first days of crisis escalation, the Coordination Center not only initiated the monitoring of COVID-related registrations in .RU and .PH but also involved the institute of competent organizations as well as the Netoscope information and analytical platform. Their common task was to identify potentially dangerous resources (such as those that could be used for phishing or spreading malware) and reduce potential harm from them using its “patrol”, the abovementioned competent organizations.

send accredited registrars requests to cancel delegation of such resources. In turn, registrars, guided by the Terms and Conditions of Domain Name Registration in .RU and .PH, have the right to cancel the domain name delegation at the request of competent organizations.

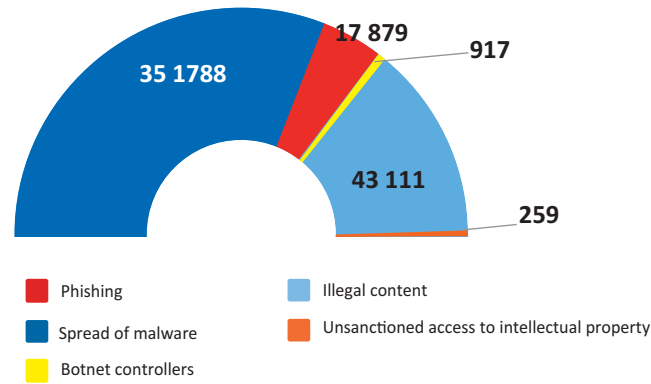
The Coordination Center introduced cooperation with organizations competent at identifying abuse on the internet back in 2012. Today there are 10 organizations in which the Coordination Center has vested the right to

In August 2020, the Domain Patrol project was launched, where all competent organizations are presented and news on cybersecurity and cyber threats is published, as well as instructions on what to do when faced with such a threat, for example with fraud, and, what’s most important, a list of the competent organizations’ hotlines. Any user can call and report a case of domain abuse; measures will be taken immediately. Also, there is an operational exchange of requests for cancellation or, conversely, restoration of the domain delegation of domain names between competent organizations and registrars.



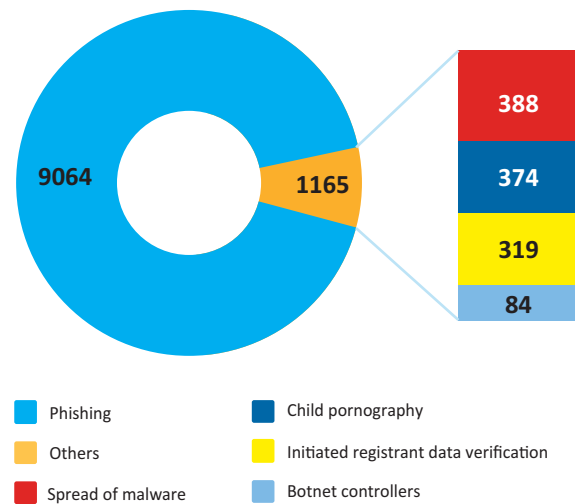
In addition to this, the Netoscope project was launched in 2012. It is the first information and analytical resource in Russia dedicated to cybersecurity in the domain space. As part of the project, a special platform was created, which can be used by participants to exchange information or improve their algorithms to look for malicious websites. Visitors can also use an online service to check domains for involvement

Growth of the Netoscope base in 2020



Sources: <https://netoscope.ru>

Competent organizations' requests to cancel delegation in 2020



Sources: <https://доменныйпатруль.рф>

in abuse recorded by the project member companies. They have added over 400,000 domain names, including second-level and lower, in the Netoscope database. Most of these websites have been linked to the spread of malware.

Over 10,000 requests to cancel domain delegation were received from competent organizations, including about 9,000 phishing websites. This is almost 40 percent more than at the end of 2019.

Almost 90 percent of requests were related to domains leading to phishing resources. Cybersecurity experts know very well that a phishing website does not exist for longer than 24 hours, and the main flow of visits by users occurs over several hours. This is why it is extremely important to terminate access to such a website as soon as possible. Cooperation between experts and accredited registrars within the Domain Patrol works flawlessly, thus making it possible to significantly reduce the number of people falling victim to cyber fraudsters.

For example, Kaspersky Lab, which is one of the competent organizations, has flagged 1,901 coronavirus-related domains with "threat of data loss" over the year: 1,600 in .RU and 301 in .PF, or about 32 percent of the total number of coronavirus-related domains. This means that all devices protected by Kaspersky Lab's antivirus software, will receive information about these domains and alert users visiting them about the possible threat.

Domain space global development trends

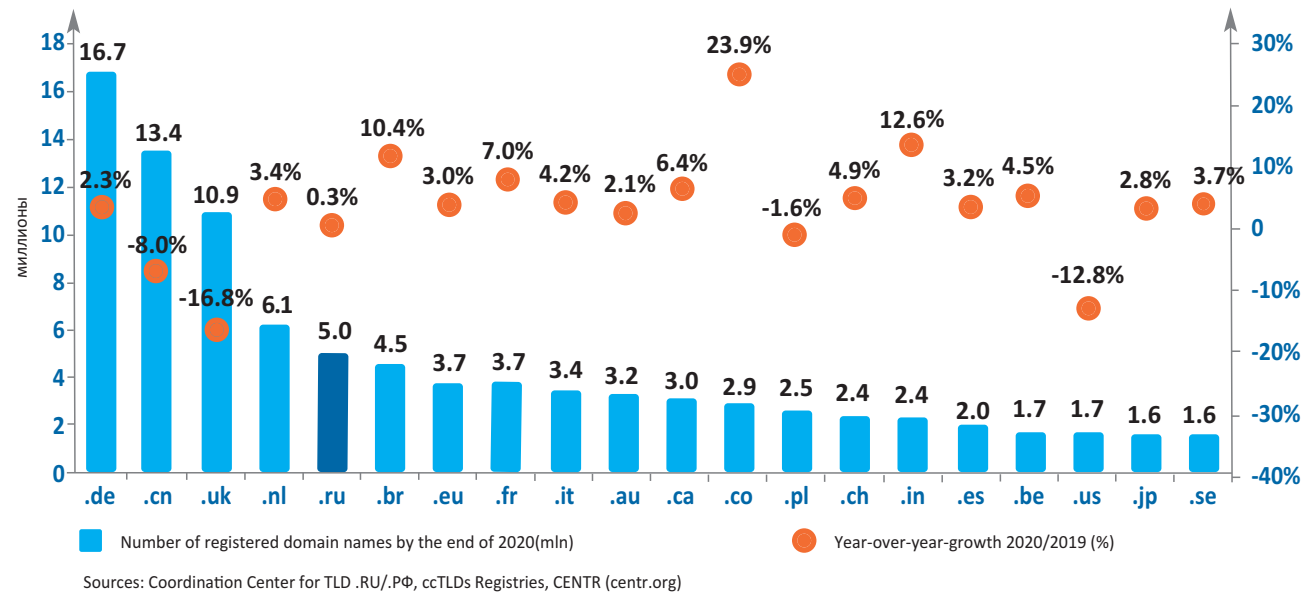


As of the end of 2020, the total number of registrations in ccTLDs accounted for 158.9 million. Over the past year, the number of domains in ccTLDs grew by 1.3 million names, or 0.8 percent.

Following 2020, over 30 ccTLDs have surpassed one million registrations. In relative terms, the highest growth rates among the largest country code domains (over one million names) were shown by Colombia's .CO (+24 per-

cent), India's .IN (+13 percent), and Portugal's .PT (+11 percent). (The fourth place was taken by the Brazilian domain .BR: (+ 10 percent). The French and Canadian domains, .FR and .CA, also showed good results: (+7 and + 6 percent), respectively. In the rest of the largest ccTLDs, the annual growth did not exceed 5 percent, and 5 domains showed a decline: the domains of China (.CN), UK (.UK), Poland (.PL), US (.US), and Taiwan (.TW). The Taiwanese ccTLD .TW was in fact the 2020 outsider, losing

Крупнейшие национальные домены верхнего уровня (по итогам 2020 года)



53 percent of domain names. It cannot be said that this result was completely unexpected: in the second quarter of 2019, the Taiwanese ccTLD gained 600,000 registrations all at once, because in late spring and early summer of 2019, large promotional and sales campaigns were held there, which attracted a lot of attention of Chinese domain investors. So, most of these domains were not prolonged a year later, which resulted in quite a sharp drop in .TW.

The British ccTLD .UK gained 1.3 million names in 2019 due to the end of the reservation period when the owners of third-level domains were given the priority right to register the cor-

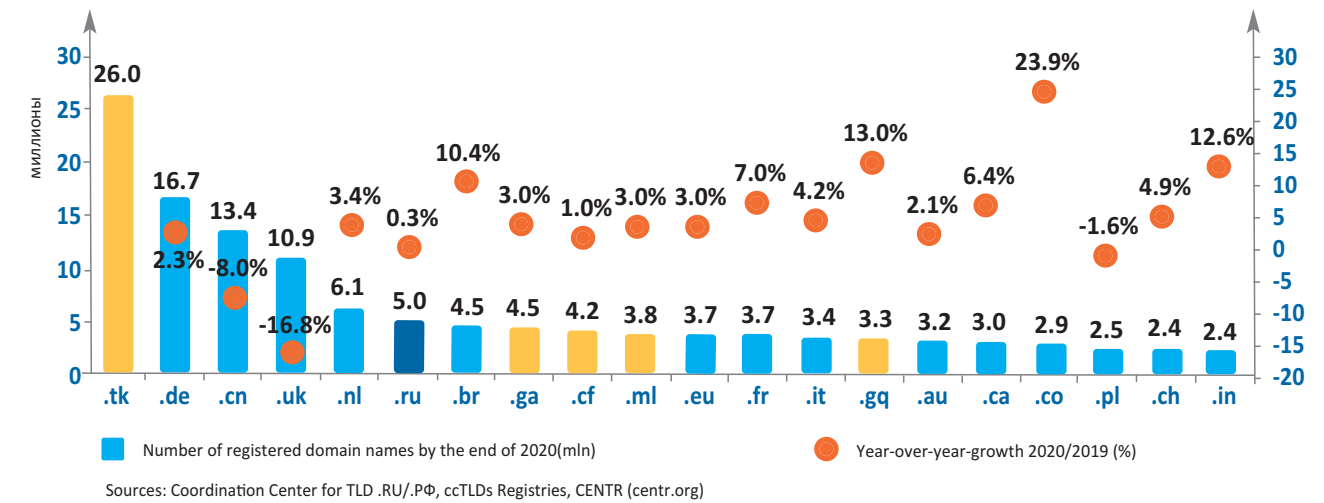
responding second-level names. In the middle of 2019, everyone received the right to register the remaining domains, and a year after that there was a natural outflow of registered domains that simply were not renewed, so, the .UK domain zone decreased almost 17 percent in 2020.

The Russian ccTLD .RU retained its fifth position at the top with zero growth. If we take a look at all the ccTLDs, including those with the free-registration model, .RU comes in sixth, because the first is taken by Tokelau's ccTLD .TK with almost 26 million domains. However, this data is not very accurate: the .TK registry did not publish any 2020 statistics.

Unexpectedly, EURid, which manages the European Union's ccTLD .EU, finished the year successfully. As of December 31, 2020, there were 3,684,984 domain names

registered in the domain zone (including IDNs .eo and .eu). This means that there was an increase of three percent compared with last year's results.

Largest ccTLDs, by the end of 2019 (inc. free registry model)



Of course, the registry must be congratulated on this, especially considering that for a long time .EU was reporting a stable decline in registration, mainly due to the fact that Great Britain was leaving the EU. Brexit deprived individuals and legal entities in the UK of the opportunity to register names in a pan-European domain, so British citizens and companies refused to register new names and did not renew the registration of their current ones.

Portugal was the main growth driver. Due to local registrars' sales and promotions, the number of .EU registrations by Portuguese citizens and companies grew 116 percent compared with the end of 2019.

So, 2020 came to a close with 366.3 million domain name registrations in all TLDs. They were not spread out equally: the first three quarters, when the pandemic-related restrictions gave a large boost to the registration growth, were very successful for the global domain space, but the

fourth quarter saw a sharp decline: 4.4. million domains (or 1.2 percent) less than at the end of the third quarter of 2019. However, the year ended on the rise. The growth in registrations at the end of 2020 accounted for four million, or 1.1 percent, against that of 2019.

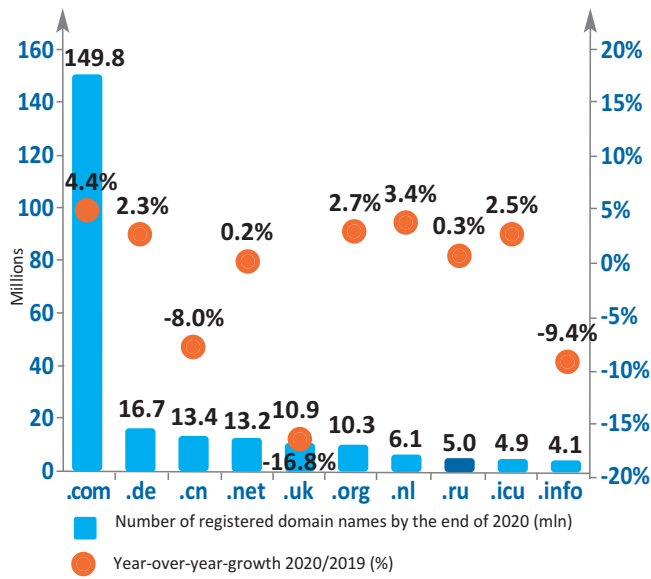
As of January 31, 2020, 307 generic top-level domains (gTLDs), including IDNs, were delegated in the root zone, with the top 10 ccTLDs accounting for 65.4 percent of all domain name registrations in ccTLDs.

.COM managed by Verisign remains the unconditional leader with 149.8 million domain names: the annual growth was 4.4 percent. Another 13.2 million account for .NET, also managed by Verisign, but the situation here is not so successful: in 2020, .NET saw a decline of 0.2 percent. In total, these two gTLDs added 6.3 million registrations over last year, or 4 percent, which is well above the overall growth rate in the global domain space.



Domain space global development trends

Top 10 TLDs, by the end of 2020



Sources: Coordination Center for TLD .RU/.PH, TLD registries

The third largest gTLD, .ORG, showed good results in 2020. It added 270,000 domain names or 2.7 percent, and now has 10.3 million names. Moreover, the year was also successful for .ORG considering deals with .ORG domain names. The number of these deals in 2020 was 6,032, worth \$5.4 million in total. Both indicators are the best for the domain over the past five years. However, there were no record deals with .ORG domains: the most expensive name (Ready.org) was sold for \$169,888. For comparison, the largest deal in 2019 brought sellers \$400,000, and in 2018, even \$500,000.

Nonetheless, the growth in total sales and the average domain prices provided excellent results. The average amount

of transactions with domain names in the .ORG zone was \$899 last year, which is also the best result for 5 years.

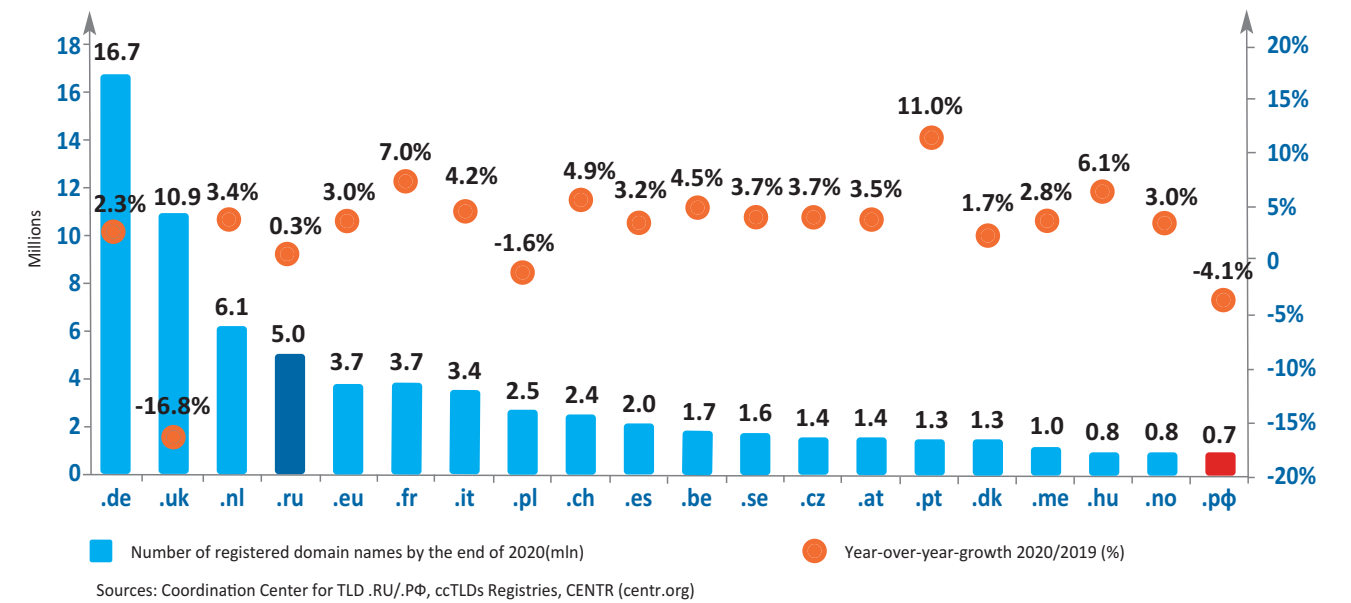
The share of country-code domain zones on the global domain market accounted for 34 percent. However, in European countries this number was twice as high: 68 percent. Germany's .DE, with about 16.72 million domain names, remains the most popular European ccTLD. However, the Netherlands will be the leader in terms of domain registration per 100,000 population, with 35,309 domains per 100,000 citizens in .NL.

New gTLDs showed the smallest increase over the last years: just 1.1 percent, while it was 19.2 percent in 2019 and 11.2 percent in 2018. The total number of domain registrations in new gTLDs accounted for 31.9 million as of the end of 2020, which is 354,000 higher than in 2019, with 57.3 percent of all domain registrations accounting for the top 10 new gTLDs.

At the same time, the share of domain names in new gTLDs still accounts for less than 10 percent of the total number of domains registered in the world: 8.1 percent. .ICU is the largest of them, with 16.2 percent of all registrations in new gTLDs, followed, like a year ago, by .XYZ and .TOP, that have only swapped positions.

In 2020, .XYZ showed a steady growth with almost 550,000 new domain names, which is generally the best result among all new gTLDs. However, .TOP dropped more than one million domain names, or 29 percent.

Top 20 European ccTLDs, by the end of 2020

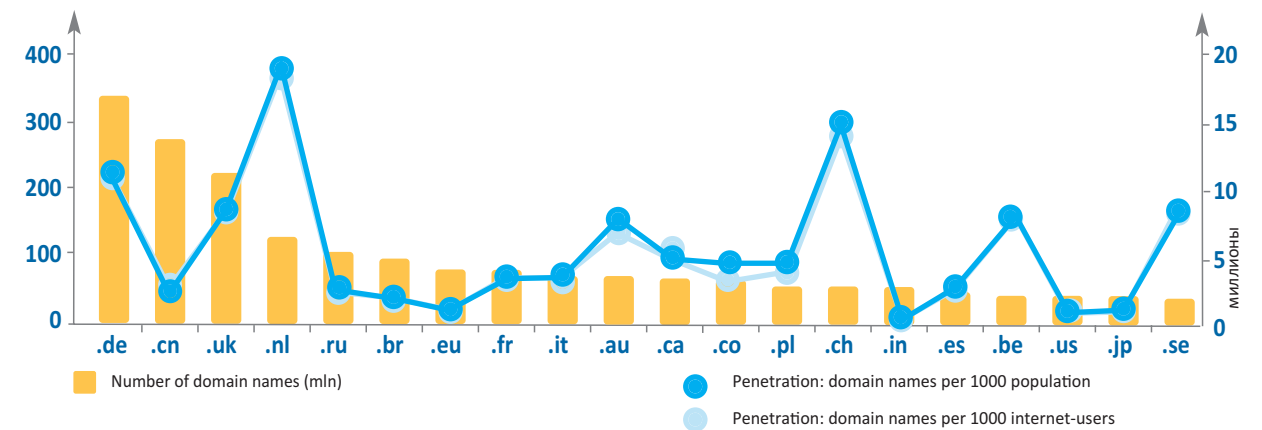


Sources: Coordination Center for TLD .RU/.PH, ccTLDs Registries, CENTR (centr.org)

The 2020 .brands industry report released by GoDaddy Registry sums up annual results for .brand TLDs – which, as it turns out, are doing pretty well. Last year was difficult of course, but it was for everybody. With so many

businesses having to move online, plenty of gTLDs even benefited from the pandemic thanks to an increase in registrations. But only large corporations can register .brand TLDs and for most of them, 2020 was a challenging year.

Market penetration (domain names per 1000 population/internet-users)

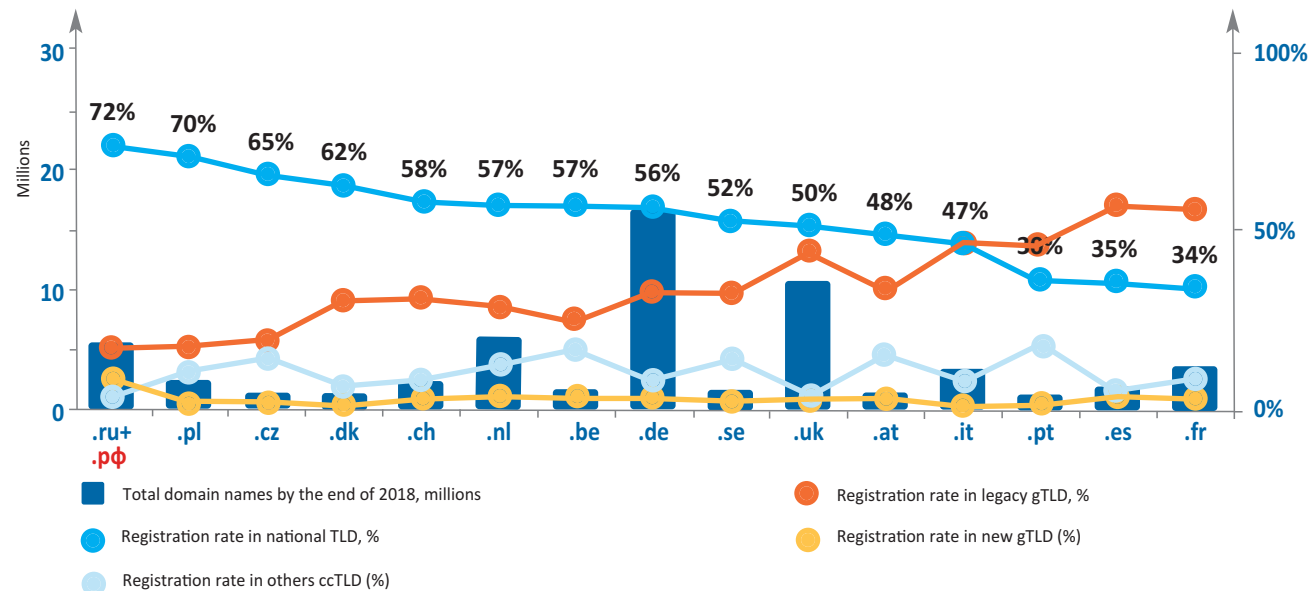


Sources: Coordination Center for TLD .RU/.PH, ccTLDs Registries, CENTR (centr.org)



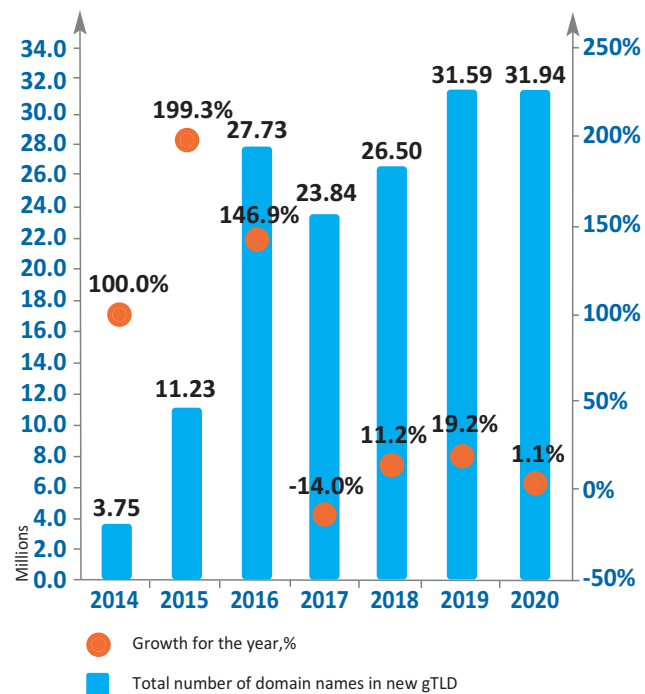
Domain space global development trends

GTLDs registration rate in the world by the end of 2020



Sources: Coordination Center for TLD .RU/.рф, <http://stats.centr.org>

Total number of domain names in new gTLD



Source: ntlidstats.com

Even so, .brand TLDs demonstrated better performance in key indicators, despite slower growth compared to 2019. The number of domain names registered in .brand TLDs totaled 21,499, or 8 percent more than in 2019, the average number of names in a .brand TLD reaching 40 (up 12 percent). IT remains the leading industry in the number of businesses owning their own .brand TLDs. As for actual

usage, corporations in the banking and finance sector and automakers are most active, according to the statistics. As of the end of 2020, the highest number of domain names (4,543) was registered in .DVAG, owned by Deutsche Vermögensberatung (DVAG), a German company offering a range of financial consulting services.

The runner-up is .AUDI with 2,074 registered names. The same stats reveal the geographic distribution of .brand TLDs: Germany leads by a lot, followed by the United States and France. Notably, Russia is in the top five countries with the fastest growing number of names registered in .brand TLDs. Russia was fourth (up 26 percent), being outrun by Israel, Denmark and India but it left Germany behind.

.RU, .рф and Russian internet development

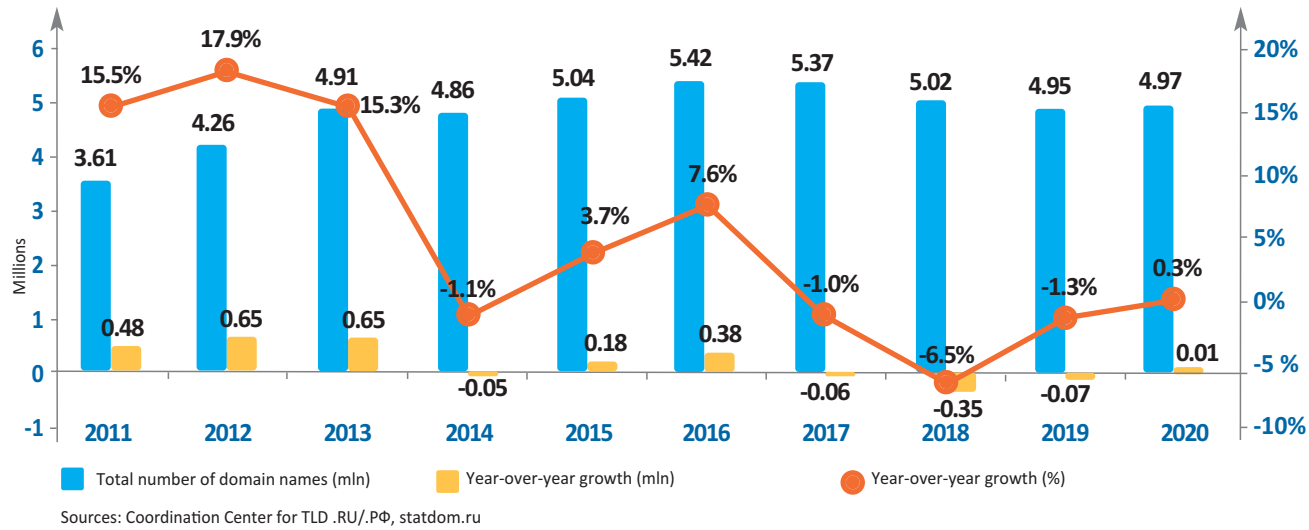


.RU and .PF ccTLDs

.RU is the fifth largest country-code top-level domain in the world. As of 2020, .RU had 4,965,460 registered domain names, or 215,003 (4.5 percent) more than the expected number, thanks to a slight annual increase, by

14,255 or + 0.3 percent. Over the same period in 2019, the number of .RU domain names went down by 66,617 or 1.3 percent.

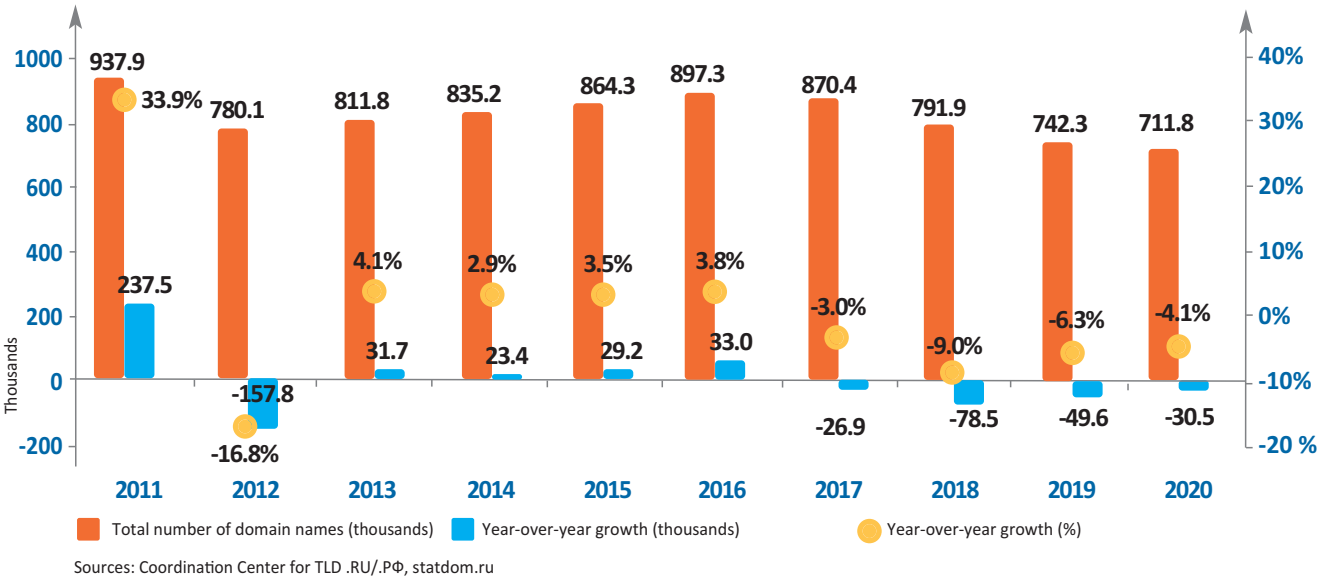
Number of domain names and annual growth in .RU



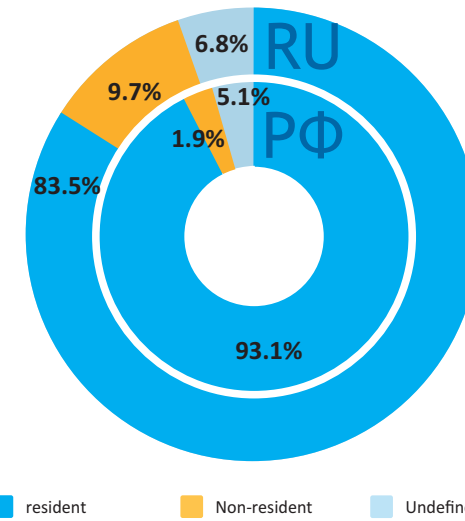
As of the end of 2020, the Cyrillic ccTLD .PF had 711,815 registered domain names, as a result of a decrease by

30,470 or 4.1 percent during the year.

Number of domain names and annual growth in .PF

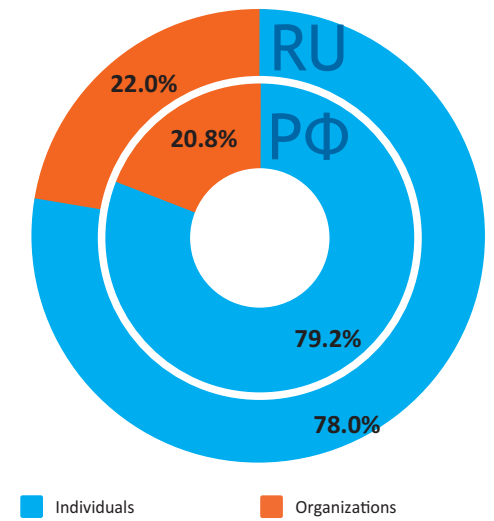


Domain names distribution by registrants



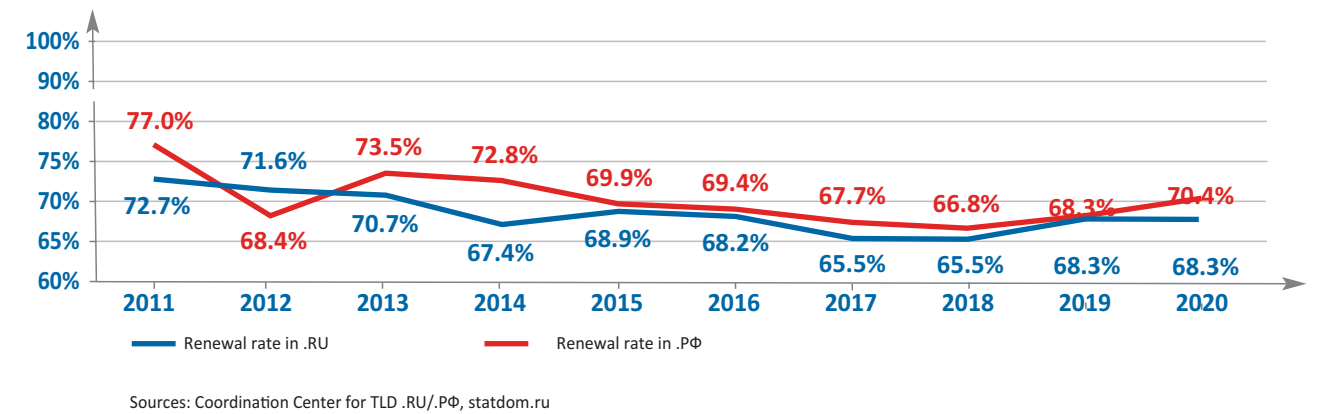
.RU is very popular among Russians, who account for over 83 percent of all users who ever registered domain names in this ccTLD. In .PF, the share of Russians is even higher at 93 percent, with non-residents making up 7 percent. Over nine and a half years since the opening of public registration in .PF, the share of non-residents has increased from 2.7 to 7 percent and continues its steady growth.

Domain names distribution by registrants

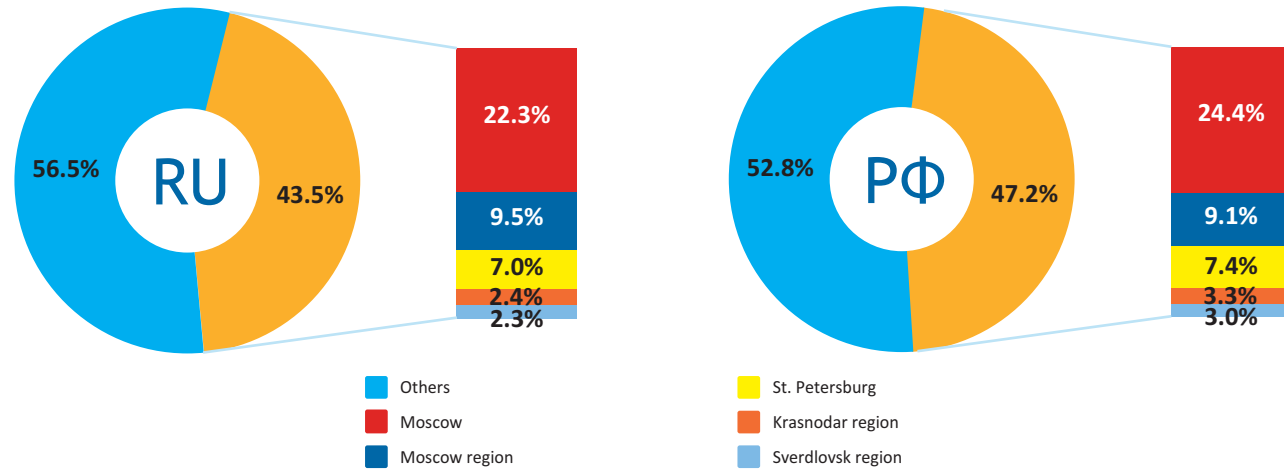


Only Russian citizens were permitted to register a second-level domain in .PF during the first year of public registration, and that restriction expired on November 11, 2011. The growing share of non-residents in .PF indicates that users around the world are gradually getting used to internationalized domain names and finding more purposes for them.

Renewal rate .RU vs .PF



Geographic distribution of domain names in .RU and .PF by regions of Russia



Sources: Coordination Center for TLD .RU/.PF, statdom.ru

The distribution of domain name registrants between individuals and legal entities in .RU and .PF has not seen any major changes in the past few years, with 78 percent of .RU domain names registered by individuals (79 percent in .PF) and 22 percent by companies (21 percent in .PF). On average, there are 2.7 domain names per registrant in both ccTLDs.

The number of delegated domain names in the Russian ccTLDs is steadily growing – specifically, by 1.6 percentage points for .PF and 1.0 percentage points for .RU in 2020, which is significantly higher than the 2019 statistics. In particular, 657,997 domain names, or 92.4 percent of the total number, are delegated in .PF. For .RU, the share of delegated domain names as of 2018 was 96.5 percent, or 4,790,356.

The region-to-region distribution of domain names seems particularly interesting. As expected, Moscow has the largest number of domain names registered in both ccTLDs. The capital accounts for 22.3 percent of .RU domain names and 24.4 percent of .PF domain names. It is

followed by the Moscow Region, which has 130 percent fewer domain names than Moscow. Next comes St. Petersburg, making up 7.0 percent of .RU and 7.4 percent of .PF domain names. The Krasnodar Territory has been among the leading regions for many years with 2.4 percent of .RU and 3.3 percent of .PF domain names. Like in 2019, the Sverdlovsk Region rounds out the top five with 2.3 percent of .RU and 3.0 percent of .PF domains.

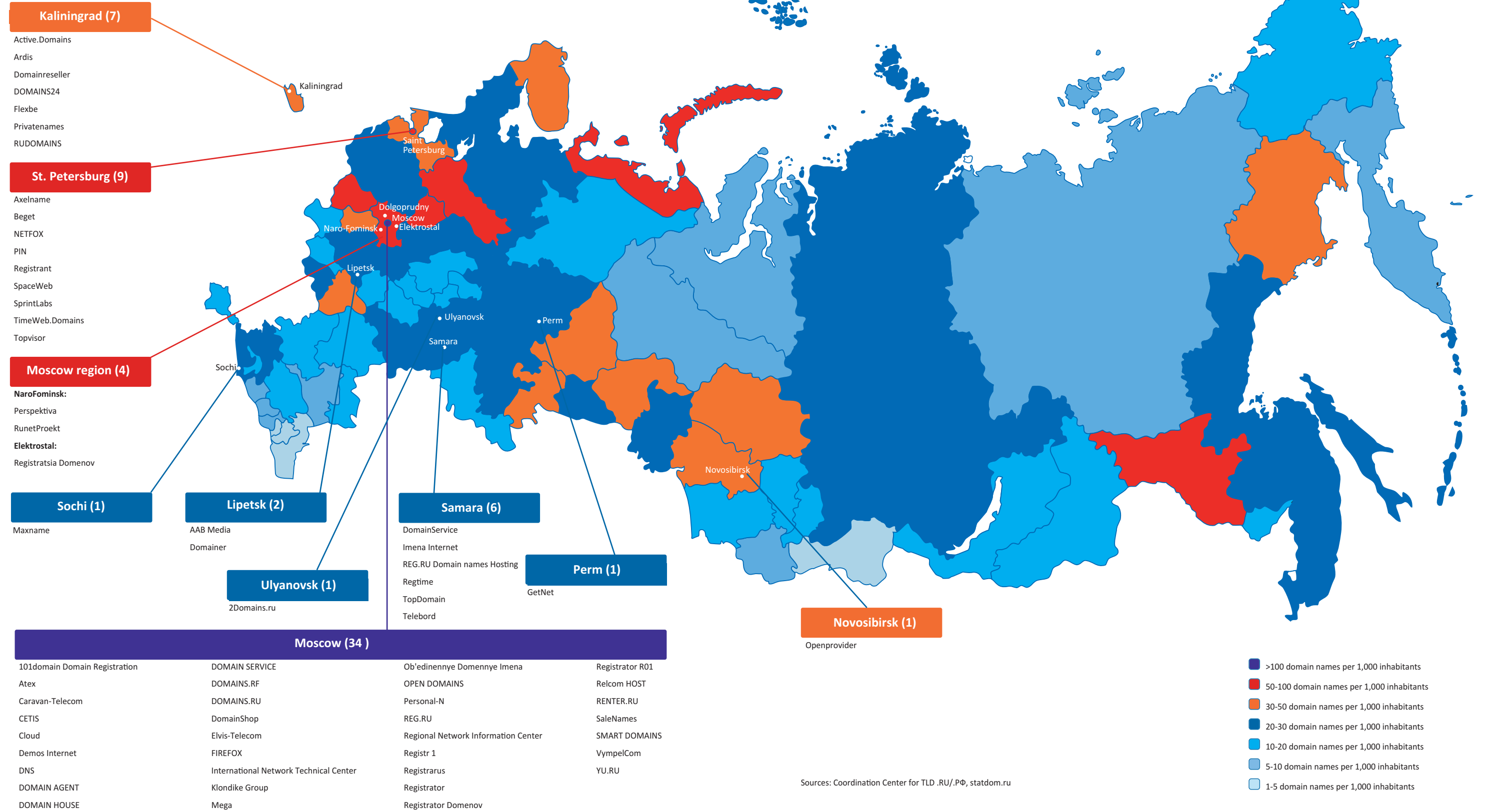
Overall, the top-five regions account for almost half of all domain names in Russia, or 43.5 percent of .RU and 47.2 percent of .PF domains. .RU has an average of 4,000 new domain names registered every day. This being said, 94.9 percent of all domains, or 4.6 million, are actively used, which is a pretty good indicator for ccTLDs. Some 35.0 percent of domain names in .RU are older than five years, and 30.5 percent have been there less than a year. About 500 domain names are registered in .PF daily, and 88 percent are in active use. More than 17.5 percent of domain names in .PF are more than nine (!) years old – that is, they were registered during the first year. Still, 26 percent of .PF domains are younger than 12 months.

Russian domain registrars

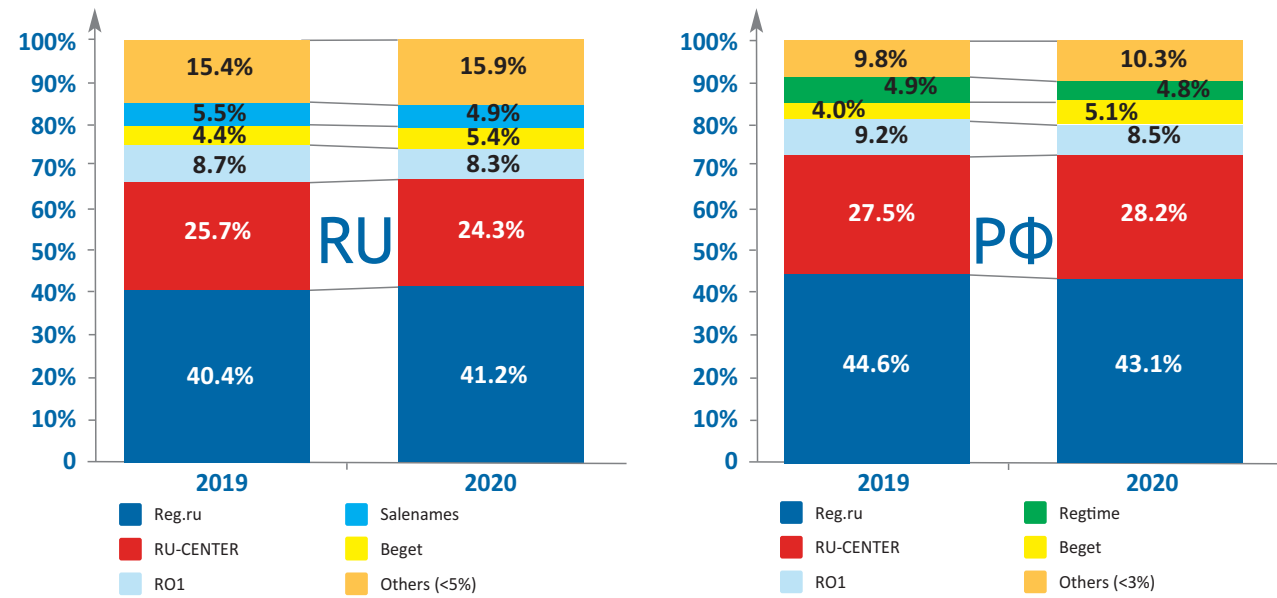


Russian domain name registrars

65 registrars in 11 cities



Russian domain name registrars in .RU and .PF (by the end of 2020)



Sources: Coordination Center for TLD .RU/.PF, statdom.ru

As of December 31, 2020, there were 65 accredited registrars in .RU and .PF.

The Coordination Center for TLD .RU/.PF constantly receives applications from new candidates wishing to become accredited registrars, with 15 accredited in 2020. The accreditation of AGAVA Hosting and Format was cancelled because their activities were terminated.

Year 2020 saw a slight redistribution of .RU domains among the top three registrars, and among several others. The share of the largest registrar today, REG.RU, gained 0.8 percentage points, from 40.4 to 41.2 percent. At the same time, the share of the second largest registrar, RU-CENTER, decreased from 25.7 to 24.3 percent, and the share of the third largest registrar, R01, also fell from 8.7 to 8.3 percent. The total market share of the three largest registrars (REG.RU, RU-CENTER and R01) decreased 0.9 percent and amounted to 74.8 percent of registrations in .RU by the end of 2020.

The market share of several registrars (Regtime, RD and Nethouse) fluctuates slightly, usually within the range

of 0.1 percent, while Beget continues to show positive growth in the number of registered domains. Over 2020, Beget managed to increase its share 1.0 percentage points. The share of Salenames dropped 0.6 percentage points.

In .PF, REG.RU retained its market share over 2020 at 43.1 percent and has the biggest number of .PF domains. The share of RU-CENTER grew from 27.5 percent in December 2019 to 28.2 percent in December 2020. Like in .RU, the third place belongs to R01. Over 2020, its share decreased from 9.2 percent (end of December 2019) to 8.5 percent (end of December 2020).

The total representation of .PF's top three (REG.RU, RU-CENTER and R01) decreased 1.5 percentage points at the end of 2020, and accounted for 79.8 percent. The registrars with a share larger than 1 percent showed minor changes: Beget increased its share by 1.0 percentage points in 2020, and with a share of 5.1 percent, overtook Regtime, taking the fourth place. As for the rest, the distribution of domains in .PF by registrars remains stable.

.PF is 10 years old






10.кз.рф

The anniversary website 10.кз.рф was launched in the run-up to the 10th anniversary of Russia's Cyrillic ccTLD .RF. In addition to the history of the first Cyrillic domain, the website features greetings from friends and partners of .RF, funny videos about the letters of the Russian alphabet, contests and quizzes.

Поддерживаю.РФ

In April 2020, the Coordination Center for TLD .RU/.RF unveiled its new project, Поддерживаю.РФ. The project's main goal is to expand support for IDNs (internationalized domain names) and EAI (email address internationalization) in the Russian internet, primarily in .RF. Поддерживаю.РФ strives to promote wider use of IDNs and EAI containing national alphabets as well as better software support.



Internet marathon to mark .RF's tenth anniversary

On the 10th anniversary of the .RF ccTLD, marked on May 12, 2020, the Coordination Center and RIF.Online held an online marathon dedicated to this milestone. The marathon program included a news conference at the TASS news agency, a roundtable discussion on using Cyrillic alphabets on the internet, the launch of the Digital Dictation, the Ten Years with .RF online quiz, a lecture about Russian language usage on the internet, an online concert by Orlov Band and other events.

Summer School on Internet Governance

The Summer School on Internet Governance, which is part of the Schools on Internet Governance (SIG) global movement, took place in July and August 2020. In Russia, the summer school was organized for the first time, by the Coordination Center, the Department of Foreign Relations at St. Petersburg State University and Moscow Technical University of Communications and Informatics. The summer school students mastered an introduction course on internet governance and, during the second stage of the school, participated in more advanced discussions on specialized subjects, testing their outside-the-box thinking and teamwork skills.



Days of Slavic Literature and Culture

On May 25, 2020, the RIF.Online platform hosted a roundtable discussion to mark the Days of Slavic Literature and Culture, which became part of .RF's 10th anniversary celebrations. Director of the Coordination Center for TLD .RU/.RF Andrey Vorobyev presented the center's educational projects that aim to boost users' knowledge of the domain name system and digital literacy, and talked about the plans to launch, together with the Russian Association for Networks and Services and Moscow State Linguistic University, a department and a training course dedicated specifically to information culture in the digital economy.

Coordination Center employees receive state decorations

On .RF's 10th anniversary, four employees of the Coordination Center received letters of commendation from the Russian President for their contribution to the establishment and development of Runet. Two employees received the medal of the Order for Services to the Fatherland, 2nd degree.




Russia listed among Coordination Center's founders

On June 3, 2020, the Russian Federation joined the list of founders of the Coordination Center. Russia's authorized representative is the Federal Service for Supervision of Communications, Information Technology and Mass Media (Roskomnadzor).

TLDCON 2020

On September 7–8, the 13th TLDCON international conference for ccTLD registrants and registrars of the CIS, Central and Eastern Europe took place. The conference was held exclusively online for the first time and attracted a record number of participants: 265 representatives from 30 countries. The two main topics were the domain industry during the pandemic and IDNs, primarily Cyrillic ones.



Runet Prize 2020

On December 3, 2020, the Runet Prize 2020 national awards ceremony was held. The awards were presented for contribution to the development of the Russian segment of the internet. This year, the Coordination Center for TLD .RU/.RF established a special category, Domain .RF's 10th Anniversary and Universal Acceptance, to mark the anniversary of Russia's Cyrillic ccTLD .RF. The winners received figurines designed specifically for this category and featuring the logo of the Cyrillic domain .RF.

Final news conference on the tenth anniversary of .RF

On December 15, 2020, the TASS Press Center hosted a final news conference dedicated to the 10th anniversary of the Cyrillic country-code top-level domain .RF and the first-year results of the Поддерживаю.РФ (Support .RF) project. The news conference focused on the projects launched to mark the special occasion and aimed at expanding the use of the Russian language on Runet, including the first-year results of Поддерживаю.РФ and the launch of an email test bench.

